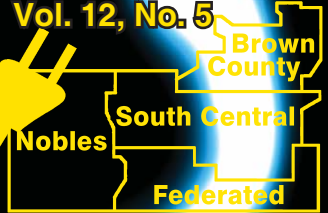
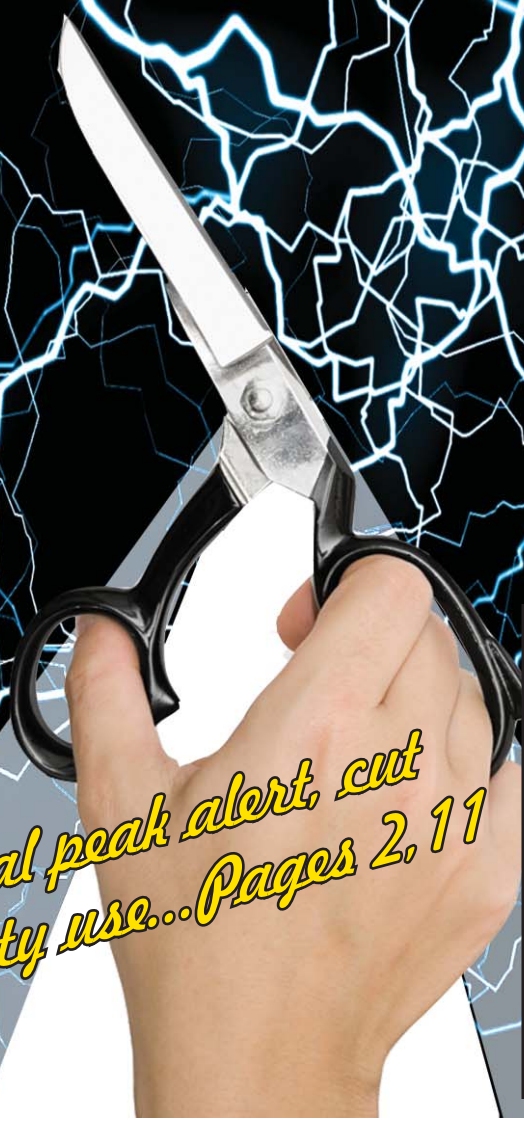


May 2008
Vol. 12, No. 5



Cooperative Alliance Partners *Connections* Connecting our co-ops & members to a progressive future




*During critical peak alert, cut
your electricity use... Pages 2, 11*



Join us on 1 of our 3 energy
tours...Page 8

CFLs still available from
Federated...Page 9

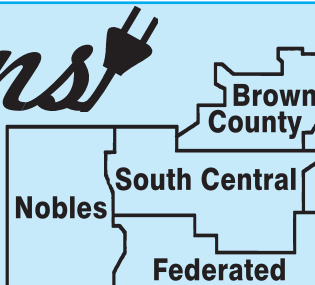
Manager's message
...Page 16

Your Touchstone Energy® Partner 

Cooperative Alliance Partners *Connections*

This publication focuses on CAP's members, programs and events. As this is the official member publication, member's story ideas, letters-to-the-editor and comments are welcomed.

Andrea Christoffer, CCC, Editor
Printed by the Livewire Printing Co., Jackson



Connections (USPS 010-456) is published monthly by Federated Rural Electric, 77100 US Hwy 71, Jackson, MN 56143. Subscriptions: Members \$5 a year. Nonmembers \$10 a year. Periodicals postage paid at Jackson, MN and additional mailing offices.

POSTMASTER: Send address changes to *Connections*, PO Box 69, Jackson MN 56143-0069.



Printed on recycled paper with soy ink.



"Owned by those it serves"

Pay less for power; cut electricity usage during critical peak times

Would you rather pay \$2 for a gallon of gasoline or \$6? Would you drive differently with \$6 per gallon?

Electric cooperative members will face a similar scenario — with electric rates up to three times higher — during critical peak pricing this summer from Great River Energy (GRE), your co-op's wholesale power supplier.

Electric utilities have traditionally charged customers an average rate for electricity — if you used more, you paid more, but the price per kilowatt hour didn't change much. Most co-op members don't realize when wholesale power prices are high or energy supplies are low. However, reducing the demand for electricity during these times is a top priority for your electric co-op to help keep energy affordable for all of its members.

In the future new high-tech meters will be available and families will see how much electricity they're using and the price of electricity at each hour. This ability will give members plenty of opportunities to conserve electricity when prices rise. Meanwhile, GRE will



Electricity used during critical peak periods this summer will cost three times more than your standard rate. Cut your electricity use during these periods to save energy and money. Sign up for the co-op's Cycled Air Program too!

begin charging your electric co-op a higher rate — about three times more than the average rate — for electricity used during these critical peak periods. Critical peak periods may total up to 40 hours this year and will typically occur on the hottest days of the summer. (See Page 11 about critical pricing alerts.)

"Member demand for electricity changes continuously," said Greg Padden, GRE manager of member services. "Certain hours during the day create demand 'peaks' at levels much higher than the rest of the day. When these system peaks occur at the same time that energy prices are high, like on hot summer afternoons, it becomes critical for GRE to manage them. Purchasing expensive energy from the market during critical peak periods increases the average cost for

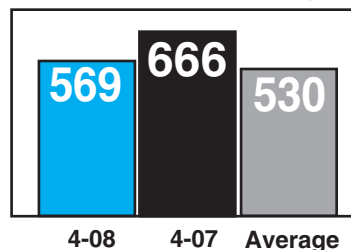
all co-op members."

"It's important for our members to realize that energy prices increase dramatically during peaks and that conserv-
— *Continued on Page 11*

Cover Connections

One of the best ways to pay less for power is to use less power during peak alerts and critical peak alerts. During times of high electricity demand your electric cooperative may need to purchase additional costly power on the open market. Curtailing energy use at that time helps keep rates under control. ⚡

Weather affects your electric bill



This chart compares the heating degree days for April '08, April '07 and the 63-year average for your monthly electric bill. ⚡

South Central Electric member of the month

Madelia man put his farming operation on track by building tractors from scratch

Necessity is the mother of invention. For Floyd Knewtson, Madelia, necessity inspired him to invent two tractors for his farm.

“Back in the 1960s bigger tractors weren’t available,” Knewtson explained. “Bigger tractors weren’t developed until the 1970s and didn’t really get going until the 1980s. As a result, people often had to hook two smaller tractors together to reach the necessary power to complete their fieldwork. That made me think about building a tractor with two engines. In the end I decided maintaining one engine was challenging enough.”

Knewtson obtained his engine — a 238-horsepower 6-71 Detroit Diesel — from an old Caterpillar road grader. “I started building my first tractor in 1970 and took two winters to finish it,” Knewtson said. “The final product weighed 16,000 pounds. I bought most of the steel from the Twin Cities and machined, cut and welded the tractor’s frame myself. It was a trial-and-error process to get it right. For example, I built the tractor’s first pair of axles from scratch. When they didn’t work out, I ended up getting custom-built axles from a company called Napco. Another difficulty was finding oils that could stand up to the stress of operation without breaking down.”

The finished four-wheel-drive tractor, complete with hydraulics, had a 10-speed transmission and used six gallons of fuel per hour. It could hit 50 miles per hour before being geared to farm work. Knewtson estimated the tractor cost about \$5,000 to build. He used it for 10 years and reports that it still runs today.

Knewtson started building his second tractor in 1983, with some help from his youngest son, Kevin. “I learned a lot from the first tractor and ironed out a lot of its bugs, like powerjumping,” Knewtson added. “On the second tractor I also made sure I cooled everything — oil, transmission fluid, etc. As a result, the finished tractor has seven radiators.”

Knewtson’s second tractor was built around a 12V71 Detroit Diesel engine, which provided 525-horsepower. “It took me three winters to finish,” Knewtson said. “I rebuilt the transmission and engine and purchased axles from a neighbor. Originally, the axles were used on Air Force loaders. The tricky part of the second tractor was installing synchronized steering between the front and rear tires. It took me a year to figure out how to do it mechanically. If I could do everything over again, I would have built a span-



Floyd Knewtson, Madelia, started building his first tractor in 1970. It is 10 feet high, 16 feet long and 12 feet wide with duals. It has a two-cycle 426 cubic-inch diesel engine (equal to 852 cubic inches in a four-cycle).

ner tractor, like they use in Israel. Spanner tractors have a wide wheelbase. They take them out in the fields and go over the same wheel tracks each season. They never plant or till the wheel tracks. That way the tractor is always running on hard-packed soil and its drive tracks don’t affect yields, which makes everything more efficient.”

Knewtson also incorporated modular design into his second tractor. “I built it in 10 units so it is easy to break down for repairs,” he said. “I can have its engine out in 45 minutes. Modern tractors also use this technique. On the older tractors the engine was part of the frame. Making the engine a separate module enabled engineers to design lighter engines, which lead to wider applications for trucks and cars.”

Modern tractors incorporate other lessons that Knewtson discovered for himself while building his tractors. “Today’s tractors also cool all of their fluids,” he said. “In addition, their body design ensures that air currents keep crop debris away from the tractor’s engine to prevent fires. The windshields of modern tractor cabs cut through the tractor’s hoods as well. This gives the driver greater visibility. While my first tractor had no cab, I incorporated this same design element into my second tractor. The cab is double-insulated and heated, but has no air conditioner.”

Knewtson’s second tractor cost about \$25,000 to build and weighed in at 36,000 pounds. “Part of the tractor’s frame is from an old bridge,” Knewtson stated. “The frame — *Continued on Page 14*

Plant seeds of energy efficiency in your backyard's landscaping

Escape inefficient landscapes with xeriscaping.

Xeriscaping conserves energy through creative landscaping. Originally developed for drought-inflicted areas to conserve water, xeriscaping is expanding everywhere.

The 'X'tra-benefits...

- Save water — xeriscaping can reduce the amount of residential water used on landscaping by 50 to 75 percent.

- Less maintenance — aside from occasional pruning and weeding, maintenance is minimal.

- No fertilizers or pesticides — using native plants eliminates the need for chemical supplements. Sufficient nutrients are provided by the soil.

- Improves property value — xeriscaping can raise property values enough to offset the cost of installation.

- Pollution free — fossil fuel consumption from gas mowers is minimized or eliminated with minimal turf areas.

- Provides wildlife habitat — use of native plants, shrubs and trees offers a familiar and varied habitat for local wildlife.

The main point of xeriscaping design is water conservation. Designers look for ways to reduce the amount of watering needed and maximize the use of natural precipitation. First, one should visit their local nurseries to see what drought-resistant plants are available locally. Next, sit down




Plant energy savings with xeriscaping. Xeriscaping is landscaping that makes conservation its goal.

with graph paper and draw an aerial view of your property. Consider where are limiting structures, such as trees, fences, walkways or buildings? Note areas of sun and shade, which help identify zones of water needs. Group

a Minnesota home. Furthermore, cold wind leaking into the home and warm air escaping can account for 25 to 40 percent of the heating load. Planting trees for winter wind protection from — *Continued on Page 14*

Monthly ENERGY wise tip



Plant the right tree in the right spot — Plant deciduous trees (ones that lose their leaves in the fall) on the west and east sides of your house to provide the greatest energy savings in the summer and winter. These trees shade the house from the hot summer sun helping to reduce your cooling costs. During the winter when the leaves fall off, the bare branches allow the sun to help warm the house.

Call or e-mail the cooperative to request "The Right Tree" brochure for more information on tree placement, along with which types of trees to plant how far away from power lines. ➔

Watts new

Waste not! Compact compost maker makes great companion

Forget about making space for a compost pile in your backyard. Now you can make compost in the kitchen with the NatureMill.

Add up to 120 pounds of waste food and paper items to the NatureMill each month. The device is maintenance free, with computer-controlled mixing, air flow, temperature and moisture, which creates ideal conditions for compost.

Other NatureMill features include:

No odor, bugs or worms

Composting takes place inside a sealed inner reactor chamber. A small fan draws air into the machine continuously, providing oxygen to the compost cultures. A powerful carbon filter removes lingering odors. This is necessary because the compost produces a mild aroma similar to sourdough, mushrooms or damp straw. Balance the chemistry by adding a small amount of sawdust or baking soda, which are included.

Good for the garden and environment

Use compost on your garden, lawn, shrubs or trees. Spread over the surface of the soil like mulch — nutrients slowly enter the soil during watering and annual tilling. You can also infuse the water to brew “compost tea” liquid fertilizer.

Create one batch of compost every two weeks, depending on actual usage. An indicator light signals when to remove compost.

Not only is NatureMill 100-percent recyclable itself, it also recycles its weight in waste every 10 days, diverting over two tons of waste from landfills over its life. The waste undergoes 70 percent or more volume and weight reduction due to biodegrading (composting) and mechanical breakdown. This reduces emissions of methane, a harmful greenhouse gas produced when organic matter decomposes in oxygen-starved landfills. It creates a high nitrogen compost that is ready to use.

Minimal power use and maintenance

This composter only uses 10 watts of power or about 50-cents of electricity per month, which is as much light as a typical night light. The power supply is Energy Star compliant. It is a standard 110V/120 volt device.

Don't worry about clean up. Just wipe the hopper and exterior with a moist towel. Rinse the cure tray and drip tray when you empty them. Do not disturb the compost cultures




The NatureMill makes compost in the kitchen, recycling up to 120 pounds of kitchen waste and paper each month. The Plus model is great for households ranging from one to five people, while the Pro model serves larger families or even small restaurants.

in the reactor chamber. Do not use soaps or chemicals. Replace the air filter for only \$8 once a year or as needed.

Style and sizes just for you

Choose from two sizes: the Plus model or the Pro model. The Plus model (\$299) works for a single person up to a family of five; it is a black unit. The Pro model is designed for larger families, gourmet chefs, offices and small restaurants. The Pro model (\$399) comes in red, green, white, stainless, black and slate colors to match your kitchen decor. If you don't want the device to be seen, it even fits in the cupboard. Visit www.naturemill.com to order and see a demonstration mini movie. ➤

Catnaps on the Cycled Air Program help control your rates



Joining the Cycled Air Program helps your electric co-op avoid buying costly power on the open market during times of peak demand. People who join the Cycled Air Program allow the co-op to cycle their central air or heat pump's compressor on for 15 minutes and off for 15 minutes (like a catnap) during peaks. In return, receive cooling credits on your electric bill.



**Brown County
Rural Electrical
Association**
507-794-3331



**Nobles Cooperative
Electric**
507-372-7331 or 836-6107



Rural Electric
507-847-3520 or 728-8366



**South Central Electric
Association**
507-375-3164 or 628-5571

Safety sense

Protect your home and family from fires and electrocution

Hazards commonly found in older homes are increasingly causing accidents in the U.S.

Take a few simple steps and incorporate newer technology to protect your home from many of these dangers. Each year the Electrical Safety Foundation International (ESFI) sponsors National Electrical Safety Month in May. For this year's campaign the foundation is helping consumers take an active roll in identifying older home hazards and in safeguarding their families from these dangers.

Home electrical problems account for nearly 55,000 home fires every year. These fires cause over 500 deaths, injure more than 1,400 people and account for \$1.4 billion in property damage. Older homes are at an even greater risk for fire. According to the U.S. Census Bureau, half of the homes in the United States were built before 1973.

These homes and electrical systems were built before many of the appliances and electronics that we commonly use today even existed. To put this into perspective, a third of U.S. homes were built before hair dryers or electric can openers were even invented! Half of the homes were built before the advent of the garage door opener or the home computer!



Older homes can be beautiful, but make sure their electrical system is up-to-date and can handle today's appliances and electronics safely.

“As each year goes by, Americans are using more energy in their homes,” said Brett Brenner, ESFI president. “Many homes and electrical systems in the U.S. are simply being overburdened leading to fires, deaths and injuries.”

This month ESFI is helping consumers identify electrical dangers commonly found in each room of their home. ESFI will also be educating owners of older homes on newer

fire prevention technology such as Arc Fault Circuit Interrupters (AFCIs). These advanced electronic circuit breakers detect dangerous conditions in a home's wiring and cut off power to the circuit before a fire develops.

Additionally, the foundation encourages those living in older homes with children to install tamper resistant receptacles. These devices look like normal electrical outlets except they have a built-in shutter system that prevents children from inserting foreign objects into the slots. These outlets could prevent most of the 2,400 burns sustained by children each year from outlets.

Take preventative action now to avoid dangerous actions later! More information and resources relating to National Electrical Safety Month 2008 can be found at www.electricalsafety.org. ➡

Don't dig up trouble! Contact GSOC first this spring!



1-800-252-1166

www.gopherstateonecall.org

Contact Gopher State One Call (GSOC) before doing any digging more than 12-inches deep. Make this call 48 hours before digging for foundations, trees, tiling and more. You can also register on the website at www.gopherstateonecall.org. This gives utilities time to mark their underground lines up to your meter so you are safe! Then contact a licensed electrician to locate the underground lines on your side of the meter. ➡

Federated focus:

Statement of Nondiscrimination



Federated is the recipient of federal financial assistance from the U.S. Department of Agriculture (USDA). The USDA prohibits discrimination in all its programs and activities on the basis of race, color, national origin, age, disability, and where applicable, sex, marital status, familial status, parental status, religion, sexual orientation, genetic information, political beliefs, reprisal, or because all or part of an individual's income is derived from any public assistance program. (Not all prohibited bases apply to all programs.)

Persons with disabilities who require alternative means for communication of program information (Braille, large print, audiotape, etc.) should contact USDA's TARGET Center at (202) 720-2600 (voice and TDD).

To file a complaint of discrimination write to USDA, Director, Office of Civil Rights, 1400 Independence Avenue, SW, Washington, D.C. 20250-9410. Otherwise, call toll free 1-866-632-9992 (voice) or 1-800-877-8339 (TDD) or 1-866-377-8642 (relay voice users). USDA is an equal opportunity provider and employer.

Electric grills are calling you!



Add an electric grill to your summer cooking menu! Choose from two tabletop models, two cart models and one even has a rotisserie. It's the fast and easy way to cook. Prices range from \$50 to \$162. Plus, visit our Jackson office and see our new stainless steel Dimplex electric grill (special order only) with electronic programming that costs \$550 assembled, plus tax.

We are closed Memorial Day

Federated is closed May 26. 🗡️


Leave the driving to us and take a tour with your cooperative

Learn more about your electricity firsthand. Choose the tour that matches your interests. We are partnering with Nobles Cooperative Electric, Worthington, to offer our cooperative members these fun, educational opportunities.

Renewable Energy Tour — This two-day tour July 1-2 or August 19-20 takes you to Great River Energy, your cooperative's wholesale power provider in Maple Grove, where you can tour their new LEED platinum headquarters (See Page 12). Plus, see how garbage is sorted and burned to produce electricity. This tour's fun side trip takes you to a Twins game in the Metrodome. First you'll enjoy supper at Champps and then watch the Twins take on Detroit (July 1) or Oakland (August 19) in the upper deck. The second day we return to southwest Minnesota to tour the Lakefield Junction Peaking Plant and our co-op's new wind turbine. Cost: \$57 per cooperative member or \$114 per Federated couple. Price includes an air-conditioned charter bus, meals, motel and Twins tickets.

Coal Creek Tour — This three-day tour to North Dakota July 22-24 shows you how lignite coal is mined and burned to create electricity. See how the waste heat is used at a neighboring ethanol plant. The fun side trip takes you to Medora, North Dakota, for the pitchfork fondue buffet (your steak is cooked on a pitchfork in a vat of oil) and the Medora Musical in an outdoor amphitheater. Cost: \$190 per cooperative member or \$242 per Federated couple. Price includes an air-conditioned charter bus, some meals, motel and Medora tickets.

We expect the tour tickets to go fast. Call to sign up and give us your credit card number. Otherwise, mail the coupon and check to Federated. Tour details are provided about two weeks before departure. 🗡️



Yes, I want to go on the: (check off which tour)

- July 1-2 Renewable Energy Tour
 August 19-20 Renewable Energy Tour
 July 22-24 Coal Creek Tour



Name _____

Address _____

City/state/zip _____

Phone _____

Location no. _____ Phone no. _____

Coal Creek payment enclosed: \$190 (1 person) \$242 (2 people)


Renewable Energy payment enclosed: \$57 (1 person) \$114 (2 people)

Circle room preference: Smoking Non-smoking

Enclose check for trip payment. Return this with your electric bill or mail to:
 Federated Rural Electric, ATTN: Andrea Christoffer,
 77100 US Highway 71, PO Box 69, Jackson, MN 56143.

Auto Pay

More than a good idea
— save time & stamps



Stamps prices are going up again!

Do not buy a stamp when it comes to paying your electric bill. Just sign up for Auto Pay by June 1!

You could also win

\$50 worth of energy-saving compact fluorescent light bulbs.

Members who want one less thing to remember before summer arrives should sign up for Auto Pay. Auto Pay makes life more convenient. You don't have to remember to pay your electric bill or buy stamps; have your bill payment deducted automatically from your bank account on the 10th of each month. Submit your meter reading using our website or call us.

Call or e-mail Federated to sign up (billing@federatedrea.coop). 📧

Do the twist & save money on bulbs & your electric bill




Buy these CFLs from Federated

Jackson office open 8 a.m.-4:30 p.m.
Monday-Friday

- 20 or 26-watt (w) (equal to 75 and 100 w) \$1.18
- Bathroom globe 11-watt (equal to 40 w) \$2.28
- Candelabra 9 w (equal to 40 w) \$3.04
- Flood lights 15 or 26 w (equal to 65 or 90 w) \$4.18
- CFL 40 w (equal to 200 w) \$5.60
- 3-way (50, 100 & 150 w equivalent) \$5.79
- Commercial 85-watt (equal to 340) \$18.69
- Commercial 105-watt (equal to 420) \$25.18

Tax included in these prices



Lamps contain mercury. Manage according to disposal laws. Bulbs can be recycled FREE at Federated's Annual Meeting November 22.

Only \$199 for WildBlue

Sign up by May 31, 2008 for this price — lowest in 2 years!



Enjoy the benefits of high-speed Internet where you live delivered via satellite. WildBlue is 30x faster than dial-up.

Request your WildBlue application by calling 847-3520, 728-8366, 1-800-321-3520 or e-mail info@federatedrea.coop.

Requires a two-year contract. Free installation for standard installation only. Additional charges may apply. Monthly service starts at \$49.95/month.




Requires a clear view of the southern sky. Not available in all areas. Usage subject to WildBlue's Fair Access Policy. Speeds not guaranteed. Downstream speed comparison between Pro Pak and 48Kbps dial-up. Value Pak is up to 10x faster than dial-up. Equipment, monthly service fees, installation charges, taxes and minimum term commitments also apply. ©2008 WildBlue Communications, Inc.

Take a peek at a peregrine with Great River Energy's webcam

Like the swallows to Capistrano, the peregrines have returned to Elk River Station.

In early 2006 Great River Energy (GRE) installed a peregrine falcon nesting box on its Elk River Station power plant. The organization is a participating utility in the peregrine recovery effort.

GRE's Elk River Station is a perfect site for a nesting box because it is located in a peregrine falcon migratory flyway. The site, beside the Mississippi River, is also a draw because the birds prefer to nest in high locations near water.



Two peregrine are nesting in a box at Great River Energy's Elk River Station. The nest is part of a peregrine recovery effort. Last year the birds raised three baby falcons. She laid three eggs in April.

In recent history power plants had the best peregrine production rates in the Midwest.

In the spring of 2007 Great River Energy hosted two adult falcons and three eyases (baby falcons) in its peregrine falcon nesting box. The eyases hatched last year on May 18-19. The Raptor Resource Project was onsite to band the young falcons in early June.

You can visit www.greatriverenergy.com to

see live pictures of the birds as they hatch and grow. Click on "bird cam" under the quick links column. ➔

Is your generator ready for the coming summer storm season? Test it today!

Does your generator work? Have you used it lately?

If you cannot answer "yes" to both questions, now is the time to test your generator. Don't wait until Mother Nature takes away your electricity to see if your backup system works. Use this checklist; get it ready for this summer!

Large standby gensets

- Check the battery. It should be changed every year or two.
- Check the fluids (oil, diesel, etc.) every month.
- Change the air filter once a year or every 100 hours of use.
- Change the fuel filter every 100 hours or once a year.
- Check the fuel supply.
- Check the hoses and belts for rodent damage.

Small portable generators

- Drain old gasoline; add fresh fuel. Have extra fuel on hand? If you haven't used the generator lately, pour in a fuel additive to prevent waxing of the fuel.
- Change the oil.
- Work the double-throw switch. Remember, all gen-



Is your commercial genset ready for summer load control?

erators should have a double-throw switch installed. This prevents electricity from backfeeding onto the power lines and possibly electrocuting line crews working to restore power during an outage. ➔



Listen for two types of peak alerts this summer: regular and critical!

You are used to hearing energy alerts asking you to reduce your use of electricity.

Starting this summer you will also hear a second type of energy alert on the radio stations — critical pricing alert. This alert indicates that electricity will cost up to three times more. The higher cost will be passed along on your electric bill's power cost adjuster (PCA). Reducing energy use is even more important during these times. These alerts will use a different digital alarm sound at the beginning to catch your attention.

Listen for both types of energy alerts on your local radio stations this summer. Then take the following steps:

- Run your electric appliances later to save money.
- Start the dishwasher before going to bed.
- Run the washing machine and/or dryer earlier in the day or when you go to bed that night.
- Don't use the oven for supper; go on a picnic.
- Turn off excess lights; close the curtains and draperies to prevent the sun from heating up the house.
- Delay running electric motors until morning.
- Set the cooling system to 78°.
- Unplug chargers for cell phones, games, i-pods, etc.

Members can make a difference during summer critical peaks

— *Continued from Page 2*

ing energy during these periods is most cost-effective for them and their co-op," said your electric co-op's energy expert. "Conserving and using energy wisely everyday makes good sense, especially on hot summer days."

Electric co-op members can help keep their energy bills steady, or even save money, with a few minor changes in their routines. Participating in your electric co-op's load management programs, including Cycled Air Conditioning, is the easiest way to reduce load during critical periods. Choosing to run appliances, such as dishwashers or clothes washers, at night or on weekends can also reduce costs, especially on the hottest days of the year.

"Members' efforts to conserve energy will help GRE use our power plants more efficiently," Padden adds. "It could also help postpone building new power plants and delay costly expansions of transmission lines." 🐘

- Shut off computers, if not in use.

Listen to local radio stations on the hottest summer days for alert messages sponsored by your local electric cooperative. Energy alerts ask you to reduce your electric use from 4 to 9 p.m. Critical peak and peak pricing alerts may ask you to reduce your electric use all day!

Both alerts emphasize voluntary control of electricity during hot summer afternoons and evenings when demand for electricity is usually at its peak. High peak demand substantially increases the wholesale rate your co-op must pay for electricity. This increases the cost per kilowatt-hour that every member pays.

A peak alert means there's no shortage of power; yet, lowering peak electrical demand on hot days helps control your future cost of electricity. Critical pricing alerts may mean power is tremendously higher on the open market. Critical pricing is limited to 40 hours this year. Your co-op's power supplier plans to control more during peaks, rather than buying costly power on the open market.

Turn on your radio

On the hottest summer days and evenings listen to these radio stations for critical peak alert messages:

- KJOE-FM 106.1 — Slayton.
- KISD-FM 98.7 — Pipestone.
- K101-FM 101.1 — Luverne.
- KWOA-AM 730, KO95-FM 95.1 & KITN-FM 93.5 — Worthington.
- KDOM-AM 1580 & 94.3 FM — Windom.
- KSUM-AM 1370 & KFMC-FM 106.5 — Fairmont.
- KXAC-FM 100.5 — St. James.
- KKOJ-AM 1190 & KRAQ 105.7 FM — Jackson.
- KRRW-FM 101.5 — St. James.
- KNUJ-AM 860 — New Ulm.
- KNUJ-FM 107.3 — Sleepy Eye.

- These alerts may be jointly sponsored by these co-ops:
- Brown County Rural Electrical Assn., Sleepy Eye;
 - Federated Rural Electric, Jackson;
 - Nobles Cooperative Electric, Worthington; plus
 - South Central Electric Assn., St. James.

This joint sponsorship allows the co-ops to save money and expands the number of potential listeners.

Now go ahead and take a break this summer! Become a summer spectator! You deserve it! 🐘

GRE — building an energy-efficient future with LEED headquarters/office building

The new Great River Energy (GRE) headquarters, located in Maple Grove, was completed this spring. GRE, your electric cooperative's wholesale power supplier, held a dedication event on Earth Day, April 22, to celebrate what is projected to be a LEED-Platinum-certified building. LEED (Leadership in Energy and Environmental Design) certification is a standard developed by the U.S. Green Buildings Council (www.USGBC.org) to provide benchmarks for energy-efficient and sustainable buildings. Platinum is the highest certification the group awards.

Some of the interesting facts about the building include:

- The building is one of the most energy-efficient structures in the country and uses 40 to 50 percent less electricity than buildings that use standard technologies in construction.
- More than 40 percent of the cement in this building's concrete was replaced with fly ash, a recycled by-product from GRE's Coal Creek Station.
- The building uses adjacent Arbor Lake for its geothermal heating and cooling system's source. Combined with under-floor air displacement, it is a super energy-efficient system.
- Lighting, as well as the cooling energy that lighting requires, can take up as much as 30 percent of the energy demand in a typical office building in the summer. The building uses 40 percent less electricity for lighting than buildings that use standard construction techniques.
- The building's lighting comes mainly from daylighting — using daylight atriums and windows to provide most of the building's light. Harvesting daylight saves energy and provides a healthier, more productive



The new headquarters of Great River Energy, your electric cooperative's wholesale power supplier, is one of the most energy-efficient buildings in the country.

workspace.

- Daylighting is partially accomplished by the building's orientation. The building is long and narrow, with windows mostly on the north and south sides and limited glass on the east and west. This lessens glare from the light and unwanted heat build-up caused by the low-angle morning and evening sun.
 - The on-site 200-kW wind turbine and 72-kW solar panel array will provide up to 15 percent of the building's electricity.
 - Rainwater and snowmelt are captured and used for flushing toilets and irrigating the landscaping. The building will use 90 percent less water than similar building campuses, saving more than 1.6 million gallons per year.
 - More than 90 percent of the construction waste was recycled, increasing the sustainability of the building by preventing thousands of pounds of waste from being sent to landfills.
- “Energy efficiency and conservation are going to be key drivers of electric cooperative strategies, both

due to recent and predicted legislation, as well as just being good business sense,” said Gary Connett, GRE director of environmental stewardship and member services. “The more energy we can save, the less new generation and associated transmission lines we have to build.”

“One question that periodically comes up about our building is cost,” Connett said. “Much of the funds for the building were raised through the sales of sulfur dioxide (SO₂) credits from our North Dakota power plants. The project was also finished on-time and within the budget.” Connett adds that additional costs for the building's energy-efficient technologies will be paid back in less than seven years and the company will continue to reap the benefits through lower electric costs for the building.

The new building will serve as an educational tool on how to implement energy-efficient technologies in new and existing buildings. The building will host schools, builders, architects and electric cooperative members throughout the state and region. 🖱

Take yourself out to a Twins game June 28 for Touchstone Energy Day at the Dome

“Two down, bottom of the ninth. We’ve got a real pressure-cooker here. And here’s the windup, the pitch. It’s a hit! Screaming grounder heading for right field! Base runner’s going! And here’s the throw! Here’s the play at the plate!”

Find out how the game ends in person. Catch spring fever for baseball season! Take yourself out to a Twins game and root for the “Dome” team. Join your fellow electric co-op members statewide at the Metrodome Saturday, June 28, at 6:10 p.m. when the Minnesota Twins take on the Milwaukee Brewers at the Dome.

Reserved tickets are available in great locations on the lower level for a special price of \$27 — an \$8 discount from the \$35 face value. You can also purchase a concession coupon redeemable for a hot dog and soft drink for \$3.75 (regularly \$5.50).

The deadline for this special offer is June 20. Tickets will be filled on a first-come, first-served basis. Don’t delay! Cut out the coupon on this page, fill out the necessary information and mail it in today.

If you have any questions, call Luis Breazeale from the Twins at 612-375-7463; otherwise, you can e-mail Luis at luisbreazeale@twinsbaseball.com.

Batter up! 🏇



Swing, batta, batta, swing! Watch Joe Mauer and the rest of the Twins hit a few out of the park June 28 during Touchstone Energy Night at the Dome!

Touchstone Energy Night at the Dome — June 28!

Name _____ Daytime phone _____ / _____

Address _____

City _____ State _____ Zip _____

Number of tickets _____ x \$27 = \$ _____

Number of concession coupons _____ x \$3.75 = \$ _____

Handling _____ + \$ 5.00

TOTAL \$ _____

Check enclosed? (Payable to the Minnesota Twins) OR
 Credit Card # _____ Expiration _____

Circle one: Visa Mastercard American Express Discover



Mail coupon with payment to: Minnesota Twins, ATTN: Luis Breazeale, 34 Kirby Puckett Place, Minneapolis MN 55415 or fax to 612-375-7522

Xeriscaping works with your existing landscape — instead of fighting it

— *Continued from Page 4*

the west and north can help prevent this.

Study the contours and drainage patterns of your property. Contours can be developed into terraces to help reduce soil loss and erosion due to rain or irrigation. Areas to be left as turf should be designed to be easily mowed. Curved swaths are usually better than straight runs with sharp turns.

X-ceptional soil qualities

The ideal soil in xeriscaping does two things: it drains quickly and stores water at the same time. This is achieved by increasing the amount of organic material in your soil and keeping it well aerated. Compost is good for this.

Next, cover the soil surface around plants with mulch, such as leaves, compost, pine needles, woodchips, bark or gravel. Mulch retains soil moisture and temperature, prevents erosion and blocks out competing

weeds. Mulch should be several inches thick.

The X-plants

For best xeriscaping results use plants native to the region. Drought-resistant plants typically have leaves which are small, thick, glossy, silver-grey or fuzzy — all characteristics that help them save water. Select plants for ultimate size. This reduces pruning maintenance. For dry areas with south and west exposures, choose plants that need a minimum of water. Along north and east-facing slopes and walls, choose plants that like more moisture. Don't mix the two types together. Trees help reduce evaporation by blocking wind and shading the soil.

Check out these three websites that list different types of local plants good for xeriscaping:

- <http://www.ag.ndsu.edu/pubs/plantsci/landscap/h957w.htm>
- <http://www.northerngardening.com/xeriscaping.htm>

For more information on choosing the right plants, visit the University of Minnesota website at www.sustland.umn.edu/plant.

Plant selection is an important part in the xeriscaping design process. Choosing the right plant for the right place and purpose adds greatly to the efficiency of the landscape.

Avoid excess work

Avoid over watering. Soaker hoses and drip-irrigation systems offer the most efficient watering for xeriscaping because they deliver water to the base of the plant. They also deliver water at a slow rate, which encourages root absorption and reduces pooling and erosion. It is best to water deeply and less frequently.

Keep weeds away from plants. Turf areas should not be cut too short. Taller grass is a natural mulch that shades the roots and helps retain moisture. Avoid over fertilizing.

Try out xeriscaping this year to save water, energy and work! 🌱

Second tractor built bigger & better

— *Continued from Page 3*

also has more than 700 pounds of welding rods in it and 1,000 pounds of bolts. The tractor features a twin-disc automatic transmission and a top speed of 25 miles an hour. The finished product worked well enough so I took it to Farmfest a couple of times in the 1980s. A lot of people, including farm equipment engineers, looked at it."

Besides his two tractors, Knewton put his building skills to use in other ways during his more than 50 years of farming. "I've also built about 10 garden



Knewton started building his second tractor in 1983. It is 13 feet high, 30 feet long and 14 feet wide with duals. It has a two-cycle 852 cubic-inch diesel engine (equal to 1,704 cubic inches in a four-cycle).

tractors, a 66-foot digger, wagons and a mule utility vehicle with power

steering and a powered lift," Knewton said. "I even modified a combine, which ended up being a big project. It took 400 men 45 minutes to build the machine. I spent about 400 hours modifying it. I made the head easier to attach, changed the cab structure and adjusted the position of the wheel.

"I find it challenging to design things that work," he stated. "I don't use blueprints. I just work with what I have, judge what I need and go from there. The rewarding part is finishing things and having them work better than they did before." 🌱

Readers' recipes

Sow your wild oatmeal recipes!

Try these tasty oatmeal treats with your family. It tastes great and is healthy too! 🐾

Tickle your taste buds with pickles!



Not knowing what to make is quite a pickle. Share with us your recipes using pickles, whether they're sliced, diced, on the side, as relish, in salads or even homemade pickles! Pickles are for more than hamburgers and hot dogs!

Mail these pickle recipes by May 26 to: Editor, Federated Rural Electric, PO Box 69, Jackson MN 56143-0069 or e-mail to christoffer@federatedrea.coop. Otherwise, drop it off at your local electric co-op. Add your name and phone number. 🐾

Gritwurst (Oatmeal Sausage) by Gerry Henning, Granada

1 hog's head, cut into 4 pieces
2 c. quick cooking oatmeal
2 tsp. salt
2 tsp. cinnamon
2 tsp. allspice & little pepper
Cook hog's head in water for 1½ to 2 hours. Take the meat out of the juice to cool. Cut the meat from the bones. Strain the juice. Save the juice from the meat for cooking the sausage. Grind the meat.

Put 6 c. juice in a kettle and heat to boiling. Add the oatmeal; heat until boiling. Heat the 5 c. ground meat just until it starts to boil. Add the spices. Put into containers and freeze. It's good fried until crispy with jelly or molasses bread. 🐾

Harvest Grain & Nut Pancakes by Elizabeth Shimon, Granada

¾ c. oatmeal	½ tsp. salt	¼ c. sugar
¾ c. whole wheat flour	1½ c. milk	1/8 c. ground flax seed
2 tsp. baking soda	¼ c. vegetable oil	3 T. finely chopped almonds
1 tsp. baking powder	1 egg	3 T. finely chopped walnuts

Preheat pancake griddle, lightly oil if needed. Grind the oatmeal in a blender or food processor until fine like flour. Combine the oat flour, whole wheat flour, baking soda, baking powder, flax and salt in a medium bowl. In another bowl combine the milk, oil, egg and sugar with an electric mixer until smooth. Combine the dry ingredients with the wet ingredients; add the nuts and mix well. Ladle 1/3 c. batter on the hot skillet; cook the pancakes for two to four minutes per side or until brown. (I like fruit or fruit jam instead of syrup on these pancakes.) Freeze extras on a cookie sheet and then put in a freezer bag for a quick breakfast. 🐾

Oatmeal Applesauce Zucchini Bread by Clarice Buntjer, Worthington

Mix:	1½ c. sugar	1 c. oatmeal	½ tsp. baking soda
	2¼ tsp. cinnamon	1 tsp. baking powder	(Save 1 T. of this mixture for topping)
	2½ c. flour	¾ tsp. salt	
Add:	¼ c. melted butter	2 c. zucchini	1 c. applesauce
	3 eggs, beaten	1 tsp. vanilla	¾ c. raisins
			1 c. walnuts or pecans

Bake one loaf in 9x5x3" pan for 1 hour or 2 loaves in 8x4½x3" pans for 45 minutes at 350°. 🐾

Karen's No Bake Cookies by Karen Kremmin, Mtn. Lake

2 c. sugar	¼ lb. margarine	1 pinch salt
¼ c. cocoa	½ c. peanut butter	1 tsp. vanilla
½ c. milk	3 c. quick oatmeal	

Mix in a pan: sugar, cocoa, milk and margarine. Put on medium heat and cook until it starts to boil. Remove from heat and cool for one minute. Add the peanut butter, vanilla and salt. Mix well. Pour over the oatmeal and mix well. Drop by teaspoon on wax paper. Cool. 🐾

Hazel's Oatmeal Jumbos by Ellen Armbrust, Fairmont

1½ c. peanut butter	1 c. packed brown sugar	3 eggs	1 c. M&Ms
½ c. butter	1 c. semi-sweet choc. chips	1 tsp. vanilla	
1 c. sugar	4½ c. quick cooking oats	2 tsp. baking soda	

In a large mixing bowl cream the peanut butter, butter and sugars. Add the eggs, one at a time. Beat in vanilla. Combine oats and baking soda; adding gradually to creamed mixture. Stir in chips and candy. Drop by heaping teaspoonsful 2" apart onto ungreased baking sheets. Bake at 350° for 10-12 minutes. Remove and cool on wire rack. Makes 8 dozen. 🐾

Butter-Crunch Sundae Topping by Marilyn Greve, Worthington

4 c. quick oatmeal, uncooked	1 c. packed brown sugar	2/3 c. butter, melted
------------------------------	-------------------------	-----------------------

Mix all ingredients until crumbly. Place in a shallow pan; bake 10 minutes in a 350° oven, stirring occasionally. Cool 15 minutes; toss with a fork to form crumbs. Store in a covered jar in the refrigerator. Serve as a topping on ice cream or pudding; layer with fresh blueberries, fresh peaches and vanilla yogurt. 🐾



Manager's message

Compact fluorescent bulbs (CFLs) save money

Lately we've had some calls about the power cost adjustment, which is a direct relation to our wholesale power costs increasing. One simple, yet effective way to combat the energy price increase is to reduce your energy use.

Yes, a CFL reduces your lighting costs by 75 percent. I recently replaced every bulb in my home; they greatly improved my lighting efficiency. The three-way bulb offers a good replacement for your three-way lamps. Other popular bulb sizes are the larger 200 to nearly 500-watt equivalents for use in shops and barns. (See prices on Page 9). These are used quite a bit during

Richard 'Rick' Burud

the day and night to produce great energy savings. Stop by our office as we carry many CFLs sizes with rebates already factored into our pricing, which beats any retail outlet prices.

Industry faces a 'perfect storm'

In my 38 years in this business the times are as "uncertain" as I have ever seen. I have seen challenges before, but many say we could be in for the "perfect storm." As with any storm, conditions exist in the atmosphere to create a "hail-wind-ice storm."

So what are the conditions that make me so nervous? Let's start with generation. Coal and nuclear options for electricity generation have been taken off the options list by legislation, politics and environmentalists. These options are considered "baseload" power plants that run 24 hours a day, 365 days a year. They provide low production cost electricity with a high construction investment. Since we're still very coal dependent, state and/or federal legislation will

likely be passed to remove or sequester carbon dioxide from this coal generation. Cost estimates range from 50 to 300 percent increases on this coal-based electricity once carbon dioxide legislation passes.

This leads us to focus on wind and natural gas generation to provide peaking power supply and now baseload generation. With this we run the risk of large price swings from the natural gas market, which is a direct reflection on your electric bills.

The storm comes from no new baseload power plants, increased natural gas pricing with greater dependence and carbon dioxide legislation placing higher prices on coal generation. This all comes at a time when the national economy is anything but robust.

So how do we avoid this perfect storm? The answers include: responsible legislation, new sources of baseload generation, controlled growth through energy efficiency and giving our electric industry time to solve or mitigate these conditions. However, it appears the bad news is... it'll cost us all more on our electric bills. 🖱



Rural Electric

Official monthly newsletter published by
Federated Rural Electric
77100 US Hwy 71, PO Box 69
Jackson, MN 56143-0069
E-mail: info@federatedrea.coop
Website: <http://www.federatedrea.coop>

Office hours: 8 a.m.-4:30p.m.
Monday-Friday

Richard Burud, General Manager

David Post, President — 853-4518
David A. Hansen, V. President — 847-3530
Jim Oltman, Sec./Treasurer — 464-3479
Glenn Dicks — 662-5321
Lyle Fisher — 847-4757
David Meschke — 238-1122
Jon Saxen — 764-3771

The Board of Directors meets the last business day of the month at 9 a.m. at the Jackson office. Regular board meetings are open to the membership. Members interested in discussing business items should contact the general manager or president three days before the meeting.

Board meeting highlights

Federated Rural Electric's Board of Directors met for their monthly meeting April 29. All directors were present. They acted on these issues:

- Approved prices for the Renewable Energy Tours (See Page 8).
- Approved a budget amendment for the Jackson warehouse expansion to accommodate the larger four-wheel drive line trucks.
- Updated on Suzlon's commissioning of the co-op's wind turbine.
- Reviewed ideas for a wind turbine ribbon cutting this summer.
- Approved quarterly inventory adjustments.
- Updated on CTV's three new digital TV channels, which started broadcasting the end of April. 🖱

Send us your meter readings any time of day or night via our website: www.federatedrea.coop